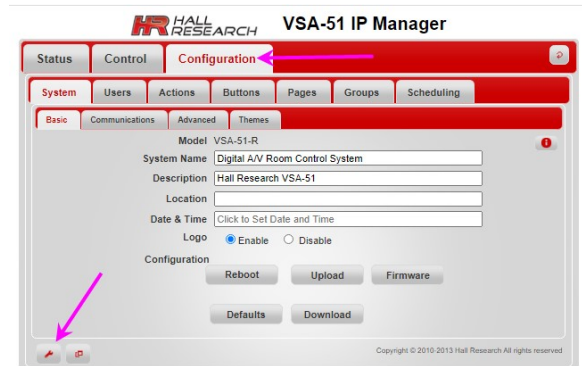


## VSA-51, CNT-IP-2 and CNT-IP-264 - Disable SNMP

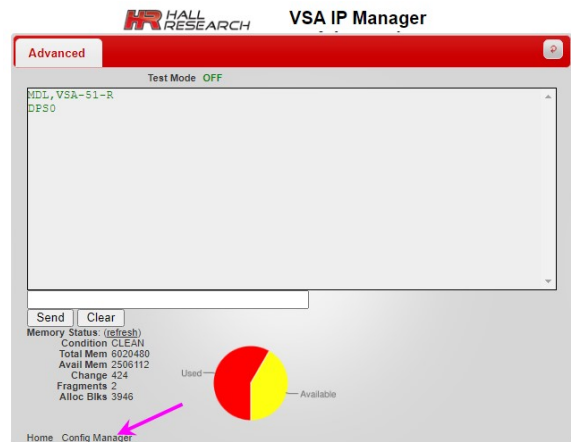
Use Device Finder software to locate VSA-51 systems on network and for each system found:

Use a web browser and log into each VSA-51 system with the 'admin' and 'pass' credentials.

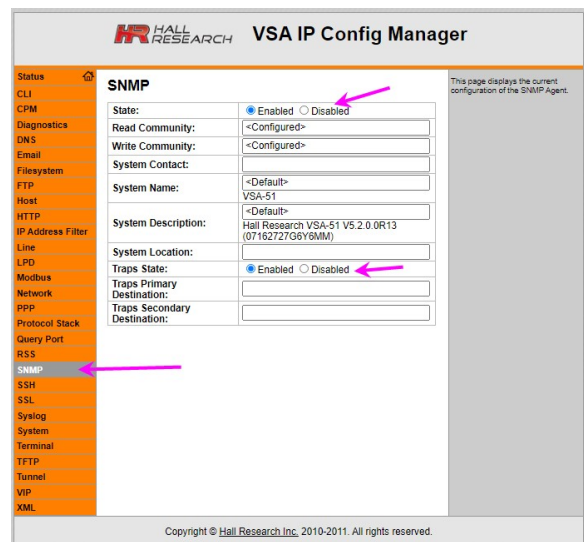
On the page displayed, click on CONFIGURATION tab.  
Click on small 'Wrench' Tool at lower left of page



On the page displayed, click the 'Config Manager' link at lower left of page.



On the page displayed, click the SNMP Link in the left panel.  
Click the 'disable' icon for the 'State' and 'Trap State' fields.  
Click the 'Submit' button that appears.



Verify the information displayed.  
System will need to be rebooted.

### SNMP

Changed SNMP State to "Disabled".  
Changed SNMP Traps State to "Disabled".  
The changes have been written to Flash.